

New to FBC Richmond? Click here for some helpful information.

[Read more.](#)

Get plugged in with Ministries at FBC. We have something for everyone.

[Read more.](#)

FIRST Link allows our church family to manage their personal information and track their Christian journey at FBC.

[Read more.](#)

We have a full library of documents, links and other resources to help you grow at FBC.

[Read more.](#)

Sunday, January 03 Worship Schedule

On-Campus Worship at 8:30 (mask required throughout the service)

On-Campus Worship at 11:00 (mask may be removed when seated)

Virtual Worship at 11:00 a.m

Facebook Live - You Tube - Spectrum Channel 376

Sunday School Schedule for January 03

On-Campus Rooted Children's Ministry - 9:30

On-Campus Youth - 9:30

On- Campus Adult Classes - 9:30

(see available classes below or contact your class leader for information and options)

On-Campus Cross Life Youth/Contemporary Service 6:00 p.m.

[Click Here for Available Adult Sunday School Classes and Location](#)

[Click Here for Rooted Worship Services/Children/Youth/Adult/Hispanic Bible Study](#)

From the FBC website
fbcrichmondky.church Click
Here to Access E-Giving
Page



[Click Here to Access our E-Giving Page](#)

[Click Here for Worship/Broadcast Times, Weekly Schedule, and Office Hours](#)

Welcome to...E-Giving

Participants in E-Giving Please note that we have moved our Services to Subsplash. Beginning in 2024, you will need to setup your account through Subsplash. You can use your Facebook account or Email address to create your account. Once you enter your bank information, this is a one-time process. They do this by making 2 small deposits to your account. After your account log back into E-Giving. The new Subsplash platform will give you a new mobile app.

From the E-Giving page
Click Here



Or

Here



Members from NCS can sign-in through Subsplash. You will receive a sign-in either using a Facebook account or Email address. You will receive prompts to setup your account. Once you enter your bank information, the deposits hit your account. The new website and mobile app will be verified.

[E-Giving Click Here](#)

"God has given us two hands, one to receive with and the other to give with." (www.billygraham.org)

Giving cheerfully and sacrificially of our finances is part of our worship. A believer labors not to accrue personal wealth or possessions, but to steward God's resources well and model Jesus to our brothers, sisters and community.

E-Giving allows our church family or guest to give their tithes or offerings on-line from their checking or savings accounts. Brief instructions are below. Click on the button above to get started!

E-Giving provides significant capability to manage your tithes and offerings. Questions? Contact our Finance Mgr. at doug.lunsford@fbcrichmondky.church or 623-4028, ext. 207.



First Baptist Church - KY - 40475

Enter Dollar
Amount and
frequency
and click next

\$ 0

Frequency

One-Time

Weekly

Monthly

Evening

Enter a dollar amount to make a gift.


Next

Choose an option to sign up or log in.
We recommend using an Email address

First Baptist Church - KY - 40475

\$1

Choose an option to sign up or log in.

 Continue with Email

 Continue with Facebook

SUBSPASH®



Log in

Sign up

Create a new account

First name

Last name

Email address

Create password

Confirm password

By clicking on Create account, you agree to **Subsplash's Terms of Use** and **privacy policy**.

Create account

SUBSPASH®

First time users click the Sign up tab and enter name, email address and password

After you click create account you will see this screen. You just need to check your email to the confirm link



We've sent you a link to confirm your email address.

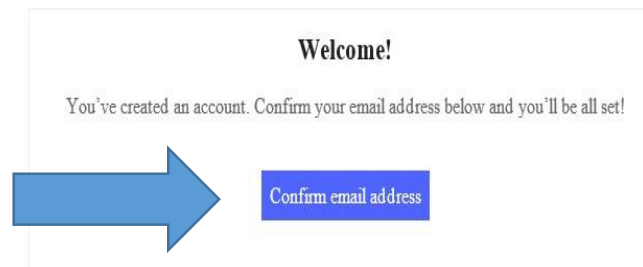
Check your email to continue

SUBSPASH®
© 2020 Subsplash, Inc.

Open the email from Subsplash and click "Confirm Email Address"



Right-click here to do...



© 2020 Subsplash, Inc.
3257 16th Ave W Seattle, WA 98119

Go back to your subsplash screen and click continue



Account Verification Successful

Your account is now active.



SUBSPASH®
© 2020 Subsplash, Inc.

Link bank account

Account type

Personal

Select Personal or Corporate

Name on account

Enter Account Name

Routing number

Enter Routing Number

Account number

Enter Account Number

Confirm Account Number

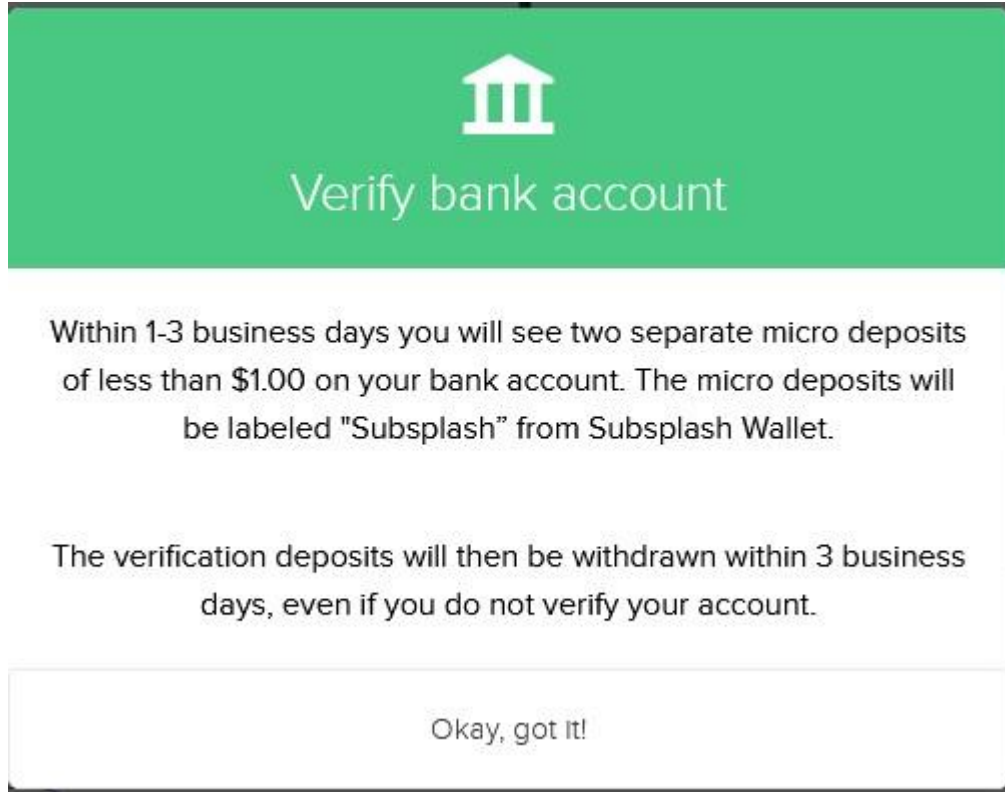
Confirm Account Number

Cancel

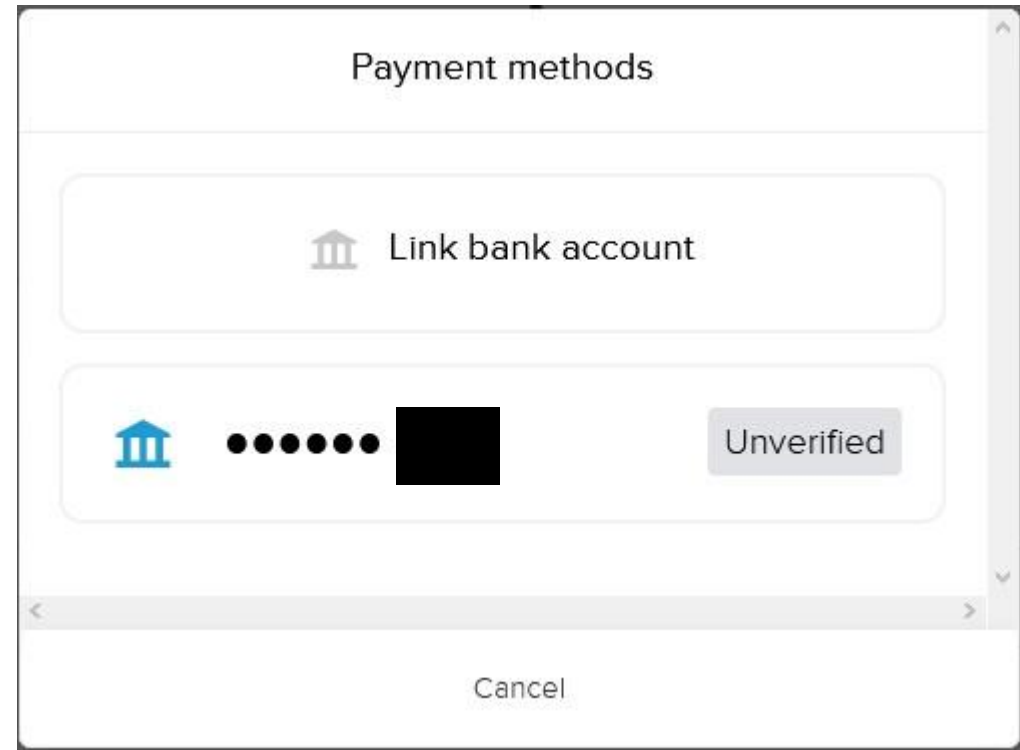
Link

Click Link

You will then see this screen, you will click “Okay Got It!” within 3 days (usually 1 day) you will see a deposit from Subsplash



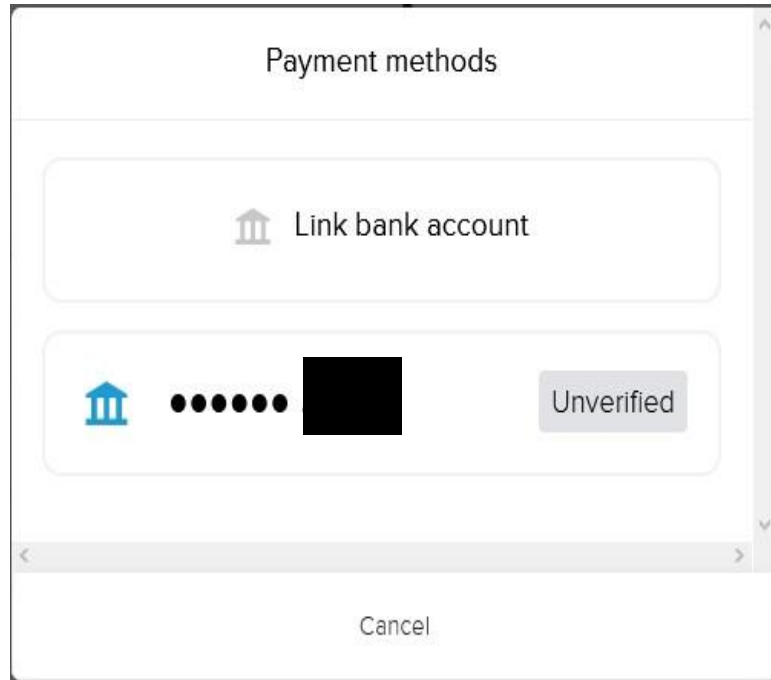
At this point click cancel, then sign back in after the deposits post to your account.



From your bank account, record the amounts deposited from Subsplash. In this example .83 and .57

ACH Deposit Subsplash Wallet AMTS:57,83	0.83
ACH Deposit Subsplash Wallet AMTS:57,83	0.57

Sign back into E-Giving and continue till you get to the payment method screen and click the “unverified” button



Enter your 2 deposit amounts and click “Verify

Within 1-3 business days you will see two separate micro deposits of less than \$1.00 on your bank account. The micro deposits will be labeled "Subsplash" from Subsplash Wallet. Confirm the two small deposits made to your bank account.

\$00

\$00

Verify

Remove

Now that your account is setup you can enter your dollar amount and account to pay from.

Select from drop down which fund receives contribution.

Frequency of Gift.

Optional addition to cover processing fee.

Memo for your records

Click Blue Bar to Finish

Fund

Tithe

Frequency

One-Time Weekly Monthly Every two weeks Twice a month

Cover processing fee

Add \$0.00 to my gift

Enter a dollar amount to make a gift.

Memo (optional)

Add a note to your gift.

280

Enter a dollar amount to make a gift.